


WELCOME TO
HUMAN GEOGRAPHY!!

w/ Mr. Taylor & Mr. Radcliff

Monday,
October 19th, 2020

**Feel free to write or
draw anything
appropriate in the
space to the right!**



Upcoming:

Finish Project today!!
Projects Are Due on Wed/Thur
Start Politics! on Fri/Mon

Our Summative Projects:


October 15-22

**Welcome back to
those who are in the
building!**

The **Burning** Question:

**How will you
structure your
summative
project?**

**Summative = Final
test / assessment of
what you learned
throughout a unit**



Multiple choice tests that give you no creativity, encourage cramming, & are easy to cheat on (in remote learning).



Summative projects that allow you to show what you've learned and apply it to something that is more meaningful to you.

Today's Agenda

- **Kickstarter**
- **Review** - Summative Project
- **Independent** - Research & Outline
 - **Meet** - W/ Mr. Radcliff or Mr. Taylor
- The **Final Word!**



HW: *Finish Summative Project*

Summative Projects Begin:

October 15-16

Unit Schedule

- | | |
|--|--|
| • Friday (11) / Monday (14) - September 11th; Start of Culture | • Friday (2) / Monday (5) - Race (Part I) |
| • Tuesday (15) / Wednesday (16) - Finding Your Culture | • Tuesday (6) / Wednesday (7) - Race (Part II) |
| • Thursday (17) / Friday (18) - First Reflection-Quiz! Start Family Culture | • Thursday (8) / Friday (9) - Gender / Sexuality (Reflection-Quiz) |
| • Monday (21) / Tuesday (22) - Cultural Conflict | • Tuesday (13) / Wednesday (14) - Language / Intersectionality; Cultural Gallery-Walk |
| • Wednesday (23) / Thursday (24) - Film School / Check-In About Grades | • Thursday (15) / Friday (16) - Begin Summative Project |
| • Friday (25) / Tuesday (29) - Identity, Nationality, Citizenship (Reflection Quiz) | ★ Monday (19) / Tuesday (20) - Finish Summative Project |
| • Wednesday (30) / Thursday (1) - Ethnicity & Religion (N. Ireland) | • Wednesday (21) / Thursday (22) - Present Some Projects; Finishing Touches! |

Our Summative Project for Unit 2: Culture & Identity

This is a HUGE part of our grade!

Product (What You're Making):

2 Page
Paper (5
Paragraph
Essay)

2 Minute
Video (or
Recorded
Presentation)

Come Up With
Your Own Idea
(must get it approved)

Product (What You're Making):

2 Page
Paper (5
Paragraph
Essay)

2 Minute
Video (or
Recorded
Presentation)

Come Up With
Your Own Idea
(must get it approved)

Subject (What You're Talking About):

Which three aspects
of identity are the
most important to
focus on in 2020?

Research a culture
based on the
concepts we've
learned in class.

Explore how a
specific identity
movement grew &
spread, focusing on
culture

The Case Study Process

Day 1 - Starting the Project

- ~~Pick a topic~~
- ~~Get it approved by Mr. Radcliff or Mr. Taylor~~
- ~~Research the information you need~~

Day 2 - Creating the Project


- Finish research
- Create an outline
- Create your project


Day 3 - Finishing the Project

- Put finishing touches your project.
- We'll have volunteers present their projects
- Projects due at midnight.

Criteria	Grading Scale			
Length Requirement Project meets the length requirement	3 Excellent	2 Good	1 Needs Improvement	0 There's nothing.
Introduction The project is introduced in a way that is exciting & relevant. Previews what you're going to talk about.	3 Excellent	2 Good	1 Needs Improvement	0 Not There
Topic 1 This section is informative, accurate, & well thought-out	6 Excellent	4 Good	2 Needs Improvement	0 Not There
Topic 2 This section is informative, accurate, & well thought-out	6 Excellent	4 Good	2 Needs Improvement	0 Not There
Topic 3 This section is informative, accurate, & well thought-out	6 Excellent	4 Good	2 Needs Improvement	0 Not There
Conclusion This section wraps up the project, explaining why this is so important and/or relevant.	3 Excellent	2 Good	1 Needs Improvement	0 Not There
Design / Grammar / Detail This project contains very few mistakes in design, grammar, or little details (not related to information).	3 Excellent	2 Good	1 Needs Improvement	0 Not There
Total pts: 30				

Schoology -> Unit 2 Summative Project

Rolling Meadows High School


Harvard Divinity School


The Case Study Project Culture & Identity Edition

Dive into what you care about, research it well, and then tell the world!

SCHEDULE	DAILY SCHEDULE
Day 1	Decide Topic; Begin Research
Day 2	Finish Research; Outline Project; Start Creating
Day 3	Finishing Touches; Case Study Project Due; Voluntary Presentations

Schedule subject to change. If we're using our time productively, we'll have as much time as possible.

Choices for Product:

- 2 Page Paper (5 Paragraph Essay), Double Spaced, Size 12 Font
- 2 Minute Video (or Recorded Presentation)
- Come up with your own idea (must be approved by Mr. Radcliff or Mr. Taylor!)

Choices for Topic: (more info on the next page)

- Which three aspects of identity are the most important to focus on in 2020?
- Research a culture based on the concepts we've learned in class
- Explore how a specific identity movement grew & spread, with a focus on culture

The Case Study Project Annotated Bibliography

Let these of the sources that you will be using to research your approved case study topic. Note that these sources must be credible & of your research or a trusted credible source. This is a list of the most relevant, write down evidence about the source that answers the following questions:

- Why is this source relevant?
- Why is this source helpful to my project?
- What values are shared by this source, and what values are left unshared?

Source 1: _____

Why is this source relevant?

Why is this source helpful to my project?

What values are shared by this source, and what values are left unshared?

Mandatory Research

Source 2

Why is this source relevant?

Why is this source helpful to my project?

What values are shared by this source, and what values are left unshared?

Mandatory Research

Source 3

Why is this source relevant?

Why is this source helpful to my project?

What values are shared by this source, and what values are left unshared?

Mandatory Research

Screenshot this screen so you have the instructions with you!

The Case Study Project - Zoomed Out Outline

This part is mandatory for most case study, but it will be optional after team work.

Topic	Research	Outline
Topic 1		
Topic 2		
Topic 3		
Conclusion		

Mandatory Outline

Optional Outline

Optional Outline

We're going to put everybody in individual breakout rooms. (Stay in individual rooms today).


When you finish this page, go into the breakout room that Mr. Radcliff or Mr. Taylor is in.

(Hit the ask for help button if you're unable to figure out how to do that!).

After the meeting, work on your research for the rest of class! We'll call people back in at **10:53 (-7)**.

Submit this to Schoology!
Bibliography Unit 2!
Outline Unit 2!

THE FINAL WORD



What is your topic for the summative project?