

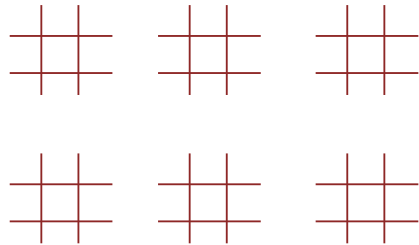
# WELCOME TO HUMAN GEOGRAPHY!!

w/ Mr. Taylor & Mr. Radcliff

Thursday,  
October 15th, 2020

Feel free to write or  
draw anything  
appropriate in the  
space to the right!

*Inspired by Carmella  
All challengers welcome!*



## Upcoming:

**Begin Project** today!!  
**Finish Projects** on Mon/Tue  
**Projects Are Due** on Wed/Thur

## Our Summative Projects:

October 15-22

**Welcome back to  
those who are in the  
building!**

The **Burning** Question:

**What will your  
summative  
project focus  
on?**

**Summative** = Final  
test / assessment of  
what you learned  
throughout a unit

# “Lame” teacher moment coming in 3...2...1...



Multiple choice tests that give you no creativity, encourage cramming, & are easy to cheat on (in remote learning).



Summative projects that allow you to show what you’ve learned and apply it to something that is more meaningful to you.

- **Kickstarter Review**
- **Introduce** - Summative Project
- **Independent** (or collaborative) - Brainstorming Case Study Topic
- **Meet** - W/ Mr. Radcliff or Mr. Taylor
- **Research** - Annotated Bibliography
- The **Final Word!**

## Today's Agenda



**HW:** *Work on Summative Project*

## Summative Projects Begin: October 15-16

## Unit Schedule

- |  |  |
|--|--|
| • <b>Friday (11) / Monday (14)</b> – September 11th; Start of Culture                      | • <b>Friday (2) / Monday (5)</b> – Race (Part I)   |
| • <b>Tuesday (15) / Wednesday (16)</b> – Finding Your Culture                              | • <b>Tuesday (6) / Wednesday (7)</b> – Race (Part II)  |
| • <b>Thursday (17) / Friday (18)</b> – First Reflection Quiz! Start Family Culture         | • <b>Thursday (8) / Friday (9)</b> – Gender / Sexuality (Reflection Quiz)                    |
| • <b>Monday (21) / Tuesday (22)</b> – Cultural Conflict                                    | • <b>Tuesday (13) / Wednesday (14)</b> – Language / Intersectionality; Cultural Gallery Walk |
| • <b>Wednesday (23) / Thursday (24)</b> – Film School / Check In About Grades              | • <b>Thursday (15) / Friday (16)</b> – Begin Summative Project                               |
| • <b>Friday (25) / Tuesday (29)</b> – Identity; Nationality; Citizenship (Reflection Quiz) | • <b>Monday (19) / Tuesday (20)</b> – Finish Summative Project                               |
| • <b>Wednesday (30) / Thursday (1)</b> – Ethnicity & Religion (N. Ireland)                 | • <b>Wednesday (21) / Thursday (22)</b> – Present Some Projects; Finishing Touches!          |



# Our Summative Project for Unit 2: Culture & Identity

## Product (What You're Making):

2 Page  
Paper (5  
Paragraph  
Essay)

2 Minute  
Video (or  
Recorded  
Presentation)

Come Up With  
Your Own Idea  
(must get it approved)

## Product (What You're Making):

2 Page  
Paper (5  
Paragraph  
Essay)

2 Minute  
Video (or  
Recorded  
Presentation)

Come Up With  
Your Own Idea  
(must get it approved)

## Subject (What You're Talking About):

Which three aspects  
of identity are the  
most important to  
focus on in 2020?

Research a culture  
based on the  
concepts we've  
learned in class.

Explore how a  
specific identity  
movement grew &  
spread, focusing on  
culture

## The Case Study Process

### Day 1 - Starting the Project

- Pick a topic
- Get it approved by Mr. Radcliff or Mr. Taylor
- Research the information you need

### Day 2 - Creating the Project

- Finish research
- Create an outline
- Create your project

### Day 3 - Finishing the Project

- Put finishing touches your project.
- We'll have volunteers present their projects
- Projects due at midnight.

# The Rubric is on Schoology

Criteria	Grading Scale			
<b>Length Requirement</b> Project meets the length requirement	3 Excellent	2 Good	1 Needs Improvement	0 There's nothing.
<b>Introduction</b> The project is introduced in a way that is exciting & relevant. Previews what you're going to talk about.	3 Excellent	2 Good	1 Needs Improvement	0 Not There
<b>Topic 1</b> This section is informative, accurate, & well thought-out	6 Excellent	4 Good	2 Needs Improvement	0 Not There
<b>Topic 2</b> This section is informative, accurate, & well thought-out	6 Excellent	4 Good	2 Needs Improvement	0 Not There
<b>Topic 3</b> This section is informative, accurate, & well thought-out	6 Excellent	4 Good	2 Needs Improvement	0 Not There
<b>Conclusion</b> This section wraps up the project, explaining why this is so important and/or relevant.	3 Excellent	2 Good	1 Needs Improvement	0 Not There
<b>Design / Grammar / Detail</b> This project contains very few mistakes in design, grammar, or little details (not related to information).	3 Excellent	2 Good	1 Needs Improvement	0 Not There
Total pts: 30				

# Schoology -> Unit 2 Summative Project

Rolling Meadows High School



Harvard Divinity School



## The Case Study Project Culture & Identity Edition

Dive into what you care about, research it well, and then tell the world!

SCHEDULE	DAILY SCHEDULE
Day 1	Decide Topic; Begin Research
Day 2	Finish Research; Outline Project; Start Creating
Day 3	Finishing Touches; Case Study Project Due; Voluntary Presentations

Schedule subject to change. If we're using our time productively, we'll have as much time as possible.

### Choices for Product:

1. 2 Page Paper (5 Paragraph Essay), Double Spaced, Size 12 Font
2. 2 Minute Video (or Recorded Presentation)
3. Come up with your own idea (must be approved by Mr. Radcliff or Mr. Taylor!)

### Choices for Topic: (more info on the next page)

1. Which three aspects of identity are the most important to focus on in 2020?
2. Research a culture based on the concepts we've learned in class
3. Explore how a specific identity movement grew & spread, with a focus on culture

## Choices for Topic

### 1. Which three aspects of identity are the most important to focus on in 2020?

Ideas to Consider (not required):

- Consider power - what identities might be marginalized?
  - What is causing that marginalization? How can we fix it?
- Consider conflict - what identities might be causing conflict between groups?
  - What is causing the conflict? How can we fix it without ignoring the underlying problems?
- Consider history - how have opinions about these identities changed over time?
  - Have things gotten more accepting? Less accepting? Analyze why.

Potential Identities to Talk About:

- Nationality • Ethnicity • Religion • Race • Gender • Sexuality • Language • Class • Career
- Political Affiliation • Age • Marital Status • Education • Ability Level • Immigrant Status • & More

### 2. Research a culture based on the concepts we've learned in class.

Ideas for Cultures to Research in America:

- Gamers • Italian Mafia • Specific Gang in America • White Evangelical Christians • Millennials
- Boomers • Chicanos • Black America (pick a decade) • Hippies • Emo • Heavy Metal • TikTok
- Twitter • YouTubers • Football Coaches • Theater Kids • \_\_\_\_\_ Immigrants • A Specific Native American Tribe • Black Panther Party • Pentecostals • Hell's Angels • Proud Boys • Feminists
- Grunge Movement in 1990s • Early Hip Hop • Undocumented • LGBT+ • Other (Must be approved!)

Ideas for Cultures to Research outside of America:

- Tibetan Monks • The Vatican • A Specific Cartel • A Specific Ethnicity (Irish, Japanese, etc...)

Concepts & Framework You Might Want to Use (Suggested ones are bolded):

- Culture • **Norms** • Behaviors • **Beliefs** • **Values** • Material Objects • Traditions • **Material Culture**
- Non-Material Culture • Cultural Diffusion • **Cultural Diffusers** • Assimilation • Forced Assimilation
- Cultural Bias • **Cultural Relativity** • Inter-cultural Conflict • Intra-cultural Conflict • In-Group
- Out-Group • Dialect • Language Family • Lingua Franca • **Language** • **Cultural Brokers**
- **Social Construct** • Nationality • Gender • Sex • **Gender Roles** • Mass Incarceration • Race
- Ethnicity • Religion • Holidays • Colonizers • Colonized • **Internal Diversity**

### 3. Explore how a specific identity movement grew & spread, with a focus on culture.

Ideas for Identity Groups:

- Early Hip Hop • Chicano Movement • Hell's Angels • Black Lives Matter • Black Panther Party
- Women's March • Grunge Movement in 1990s • Emo • Gamers • Trump Supporters • LGBT+
- Moral Majority • Gamers • EDM • Alt-Right • Ku Klux Klan • American Revolution • Other (Must be approved!)

Ideas for What to Focus On:

- Where did it start? • Where did it spread? • How did it diffuse / spread? How was culture involved in spreading it? • Who were major influencers/diffusers? • What are examples of their material culture? How did that help spread? • What are examples of their non-material culture? How did that help the movement spread? • Are they in-group or an out-group?

5 minutes to explore this sheet & ask questions.

If you finish early, feel free to start working on the next page.

Let's Explore These Options More

## Option 1 - Three Aspects of Identity That Are Most Important on in 2020

Pick three aspects from the identity wheel.

Explain why they're so important to focus on right now.

You can use things we've learned in the class, or you can go somewhere else.



These next slides show info you COULD use.

They are terrible examples of presentations you're making (because you should split the info up into several slides)

## Option 2 - Research a culture based on the concepts we've learned in class Hippies *(things you could include)*

### Material Culture:


- Fashion (Bell Bottoms, Ponchos, Non-traditional clothing, bright & colorful)
- Music (The Beatles, The Doors, Woodstock)
- Movies (Easy Rider, Yellow Submarine)

### Non-Material Culture:

- Values (Love, Creativity, Freedom, "Natural")
- Behaviors (Concerts, Dropping Out, Love-Ins, Demonstrations, Illegal drug use)
- Internal Diversity (Some were in it for spiritual reasons, others for political reasons, others for fashion reasons, others for drug reasons)

### Cultural Relativity:

- They were viewed as a counterculture to mainstream American values at the time
- Out-group in some aspects (legally, politically), in-group in others (culturally, academically)





## Option 3 - Explore How a specific identity movement grew & spread, with a focus on culture Hippies *(things you could include)*

Origin: Grew out of the *Beat Generation* in San Francisco, California.

How did it spread (material culture & non-material):

- Movies (Easy Rider, Yellow Submarine)
- Music (The Beatles, The Doors, Woodstock)
- Fashion (Bell Bottoms, Ponchos, Non-traditional clothing, bright & colorful)
- College Campuses (Lectures, Anti-War Protests, Parties)
- Books (Doors of Perception, Electric Kool Aid Acid Test, On the Road Again)



## Option 3 - Explore How a specific identity movement grew & spread, with a focus on culture (things you could include) Hippies

### Major Diffusors:

- Ken Kesey's Merry Pranksters, Timothy Leary, The Beatles, The Grateful Dead

They were an out-group because their values were not traditional American values. Older generations mostly did not approve of hippies.



### Brainstorming Case Study Topic

**Directions:** This is a required sheet. You will fill it out & then conference with Mr. Radcliff or Mr. Taylor before beginning on your project?

#### 1. Picking a topic:

Which topic are you choosing? Be specific!

Why did you choose this topic? Why was it a good idea to pick the topic?

#### 2. The Medium / Output:

Are you going to write a 2-page paper, make a video, or do something else?

Why was this the right option to pick? Be specific!

#### 3. Research:

What assignments have we already done that can help you with your topic?

Have you come across any information outside of class that can help you with your topic?

How are you going to find additional information? What are sources you can trust & sources you cannot trust?

Before moving on, check in with Mr. Radcliff or Mr. Taylor!!

We're going to put everybody in individual breakout rooms. (You may move into a breakout room with a small group if you wanted to bounce ideas off of each other).

When you finish this page, go into the breakout room that Mr. Radcliff or Mr. Taylor is in.

(Hit the ask for help button if you're unable to figure out how to do that!).

After the meeting, work on your research for the rest of class! We'll call people back in at xx:xx (-7).

Submit this to Schoology!  
Brainstorming Unit 2!

## THE FINAL WORD

What is your topic for the summative project?

## THE FINAL WORD

What is one word that represents what you've learned today?

Or how you feel right now?

# THE FINAL WORD



Pick One

Rose - Bud - Thorn

Something you're happy about?

Something you're looking forward to?

Something you're upset/mad about?